



### District Report Card: 2017


|                      |                            |
|----------------------|----------------------------|
| <b>State:</b> Odisha | <b>District:</b> Dhenkanal |
| <b>Class:</b> 5      | <b>Subject:</b> EVS        |
| <b>Schools:</b> 58   | <b>Students:</b> 1040      |


### Participation/Coverage


#### Students

|  |        |  |       |  |        |  |       |  |
|--|--------|--|-------|--|--------|--|-------|--|
| <div>GENDER</div> <div></div> | Boys   |  |       |  | Girls  |  |       |  |
|  | Number |  | %     |  | Number |  | %     |  |
|  | 547    |  | 52.60 |  | 493    |  | 47.40 |  |

|   |        |  |       |  |        |  |       |  |
|---|--------|--|-------|--|--------|--|-------|--|
| <div>AREA</div> <div></div> | Rural  |  |       |  | Urban  |  |       |  |
|   | Number |  | %     |  | Number |  | %     |  |
|   | 932    |  | 89.62 |  | 108    |  | 10.38 |  |

|  |        |       |        |       |        |       |        |      |
|--|--------|-------|--------|-------|--------|-------|--------|------|
| <div>CATEGORY</div> <div></div> | SC     |       | ST     |       | OBC    |       | GEN    |      |
|  | Number | %     | Number | %     | Number | %     | Number | %    |
|  | 271    | 26.06 | 302    | 29.04 | 419    | 40.29 | 48     | 4.62 |

|  |    |    |    |      |    |     |
|--|----|----|----|------|----|-----|
| <div>CWSN</div> <div></div> | LD | VI | HI | S&LD | ID | Oth |
|  | 2  | 7  | 3  | 2    | 6  | 7   |

|  |            |  |       |                  |  |      |
|--|------------|--|-------|------------------|--|------|
| <div>Management</div> <div></div> | Government |  |       | Government-aided |  |      |
|  | Number     |  | %     | Number           |  | %    |
|  | 1010       |  | 97.12 | 30               |  | 2.88 |

### Average Performance of Students in EVS (%)

| Overall | Gender |        | Area  |       | Management |       | Social Group |       |       |       |
|---------|--------|--------|-------|-------|------------|-------|--------------|-------|-------|-------|
|         | Male   | Female | Rural | Urban | Govt.      | Aided | SC           | ST    | OBC   | GEN   |
| 48.25   | 46.17  | 50.56  | 47.90 | 51.23 | 48.46      | 41.33 | 44.90        | 45.14 | 52.11 | 53.06 |

## Performance on Learning Outcomes (LOs)

| Learning Outcomes | Description   | Average Performance(%) |
|-------------------|---|------------------------|
| E403              | Identifies relationship with and among family members in extended family  | 55.75                  |
| E410              | Records observations/experiences/information for objects, activities, phenomena, places visited in different ways and predicts patterns and activities/ phenomena   | 51.54                  |
| E501              | Explains the super senses and unusual features (sight, smell, hear, sleep, sound, etc.) of animals and their responses to light, sound, food etc.   | 33.85                  |
| E503              | Describes the interdependence among animals, plants and humans  | 55.48                  |
| E504              | Explains the role and functions of different institutions in daily life (Bank, Panchayat, cooperatives, police station, etc.)   | 63.03                  |
| E505              | Establishes linkages among terrain, climate, resources (food, water, shelter, livelihood) and cultural life. (e.g. life in distant/difficult areas like hot/cold deserts)   | 28.57                  |
| E506              | Groups objects, materials, activities for features/properties such as shape, taste, color , texture, sound, traits etc.   | 21.04                  |
| E507              | Traces the changes in practices, customs, techniques of past and present through coins, paintings, monuments, museum etc. and interacting with elders   | 55.17                  |
| E508              | Guesses (properties, conditions of phenomena), estimates spatial quantities (distance, area, volume, weight etc. ) and time in simple standard units and verifies using simple tools/set ups  | 44.07                  |
| E509              | Records observations/experiences/information in an organized manner (e.g. in tables/ sketches/ bar graphs/ pie charts) and predicts patterns in activities/phenomena (e.g. floating, sinking, mixing, evaporation , germination , spoilage) to establish relation between cause and effect. | 47.83                  |
| E510              | Identifies signs, directions, location of different objects/landmarks of a locality /place visited in maps and predicts directions w.r.t. positions at different places for a location  | 53.64                  |
| E512              | Voices opinions on issues observed/experienced and relates practices /happenings to larger issues of society  | 35.52                  |
| E513              | Suggests ways for hygiene, health, managing waste, disaster/emergency situations and protecting/saving resources  | 53.33                  |

| Range of Performance of Students who Answered Correctly |       |           |       |           |       |           |       |
|---|-------|-----------|-------|-----------|-------|-----------|-------|
| Below 30%   |       | 30% - 50% |       | 50% - 75% |       | Above 75% |       |
| Number  | %     | Number    | %     | Number    | %     | Number    | %     |
| 251   | 24.13 | 288       | 27.69 | 356       | 34.23 | 145       | 13.94 |

### Lowest Performing Learning Outcomes (LOs)

- 1 - Groups objects, materials, activities for features/properties such as shape, taste, color , texture, sound, traits etc. (21.04)
- 2 - Establishes linkages among terrain, climate, resources (food, water, shelter, livelihood) and cultural life. (e.g. life in distant/difficult areas like hot/cold deserts) (28.57)
- 3 - Explains the super senses and unusual features (sight, smell, hear, sleep, sound, etc.) of animals and their responses to light, sound, food etc. (33.85)
- 4 - Voices opinions on issues observed/experienced and relates practices /happenings to larger issues of society (35.52)

5 - Guesses (properties, conditions of phenomena), estimates spatial quantities (distance, area, volume, weight etc. ) and time in simple standard units and verifies using simple tools/set ups (44.07)